



HOW TO REGISTER FOR THE 2018 WALK & ROLL FOR BRAIN INJURY:

WHAT YOU WILL FIND HERE:

- How to register and donate from the Home Pages
- How to register and donate to an individual or team
- How to find a team or individual

At www.biama.org/walk pick your walk of choice and click the blue button - Or visit one of the following links:

<https://give.classy.org/WalkRollAsh>

<https://give.classy.org/WalkRollFSU>

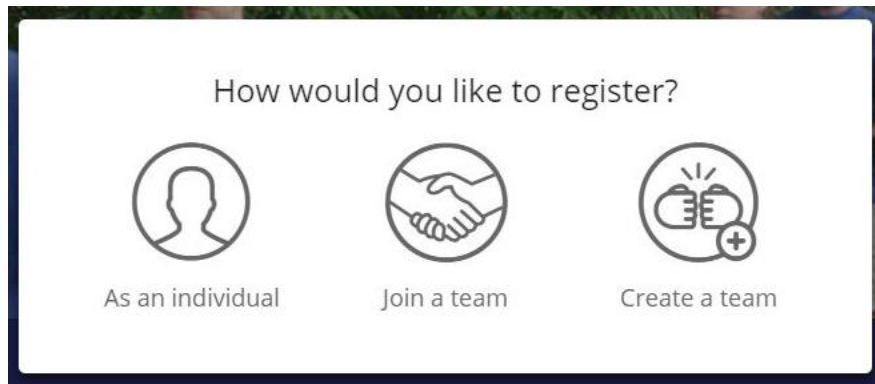
<https://give.classy.org/WalkRollCape>

FROM HERE YOU MAY REGISTER OR DONATE

REGISTER

Click any of the buttons that say “Register” on the Home Page

You will see a pop up (shown below) – click on the icon you would like:



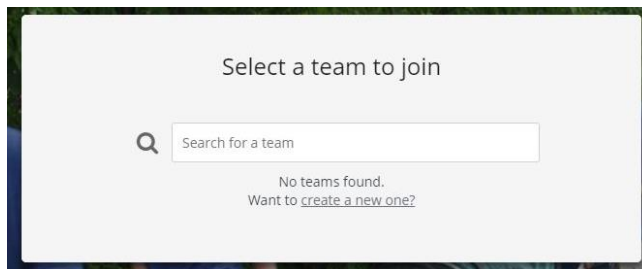
As an individual

As An Individual = Registering for the event as yourself or for other people
Brings you to the registration form
(There is an opportunity to join or create a team AFTER registering if you would like)



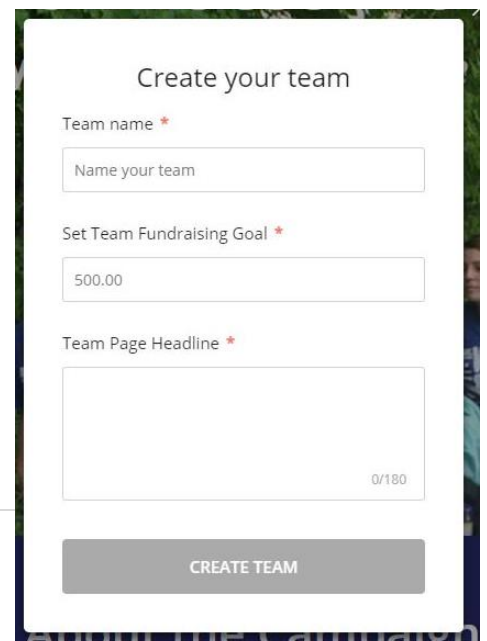
Join a team

Join a team = if someone you know has already created a team, you may join it
You may search for the team name on the following pop up (shown below) – or click to create your own. *Once selected you are redirected to the registration page*



Create a team

Create a team = if you are creating your own team
Fill out your team info on the pop up that appears (shown right). *Once filled out you are redirected to the registration page.*

A white form with a dark border. At the top, it says "Create your team". Below this are three input fields: "Team name *" with a sub-label "Name your team", "Set Team Fundraising Goal *" with a value of "500.00", and "Team Page Headline *" with a character count of "0/180". At the bottom is a grey button labeled "CREATE TEAM".

REGISTRATION PAGE

From here you may register up to 25 individuals. Click the + to add, - to subtract. The total will appear in the column on the right.

The screenshot displays a registration interface. On the left, under the heading "Select your registrations", there are two options: "Survivor" for \$10.00 and "Individual" for \$25.00. Each option includes a description of what is included (event t-shirt and snacks) and a note about children under 12. Below each description is a "Show details" link and a quantity selector with minus, plus, and a central number (currently 1). On the right, under the heading "Your Order", it states "2 attendees are joining this team." Below this, the order items are listed: "Survivor Attendee 1" for \$10.00 and "Individual Attendee 1" for \$25.00, each with a "Remove" link. At the bottom of the order summary, the "Total" is \$35.00, and there is a dark blue "SUBMIT" button.

Click submit when finished. The following pages will allow you to enter details about all registrants, and pay.

If you are CREATING a team, all individuals registered here are added to your team. They will receive emails if provided information them of how to “Claim” their fundraising page.

If you are JOINING a team (and have pre-selected your team), you are automatically added to the team.

You will receive confirmation pages and emails explaining how to find your fundraising pages along with receipts. A fundraising page is automatically created for all registrants. The registrant will receive an email asking them to “Claim” their fundraising page. You may claim, cancel it, or ignore it all together. Claiming your page allows you to fundraise throughout the event and/or build a team of individuals!

DONATIONS

By clicking any of the “Donate” buttons you are brought to the donation form. You may donate to the event itself, to an individual or to a team!! To donate to an individual or team, you may search for their name in the search field box and your donation is automatically allocated to the appropriate place. You will receive confirmations and emails with your receipt. If you donated to a person or a team, that individual is notified of your donation.

You're making a difference

Thank you for considering a donation to the 2017 Walk & Roll! This is our largest community event of the year - and it is important for us to reach our goals to continue to provide top notch programs in prevention and education, advocate at the state level for survivors, and support survivors and their families and whatever way necessary.

Would you like to credit this donation to a specific fundraiser or team (optional)?

Select an amount

\$25

\$50

\$100

\$500

Other

Your donation:

\$

0.00

USD

One-time Monthly

FINDING YOUR FRIENDS

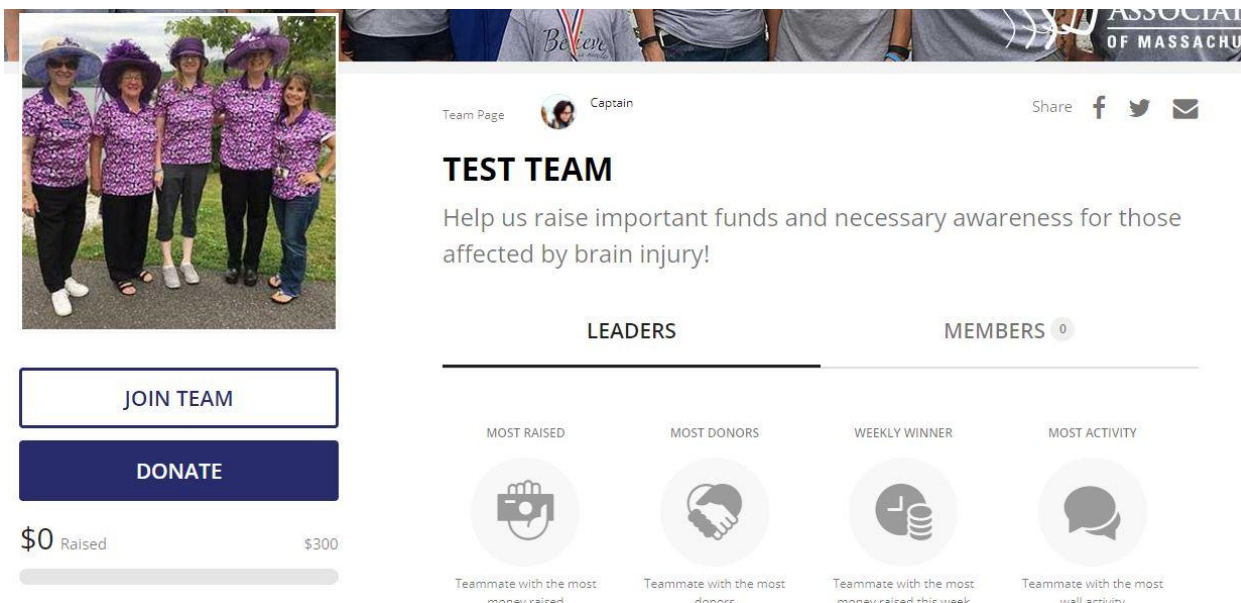
You may find an individual or team in the ways explained above. You may also find your friends from the Find Your Friends section of the Home Page. Pick a field and search.

Find Your Friends!

Search for a fundraiser or team to support.

Fundraising Page ▾ Search fundraisers

Once you've found who you are looking for – you may Register or Donate straight from their team or fundraising pages through Join Team or Donate:



The screenshot shows a fundraising team page. On the left is a photo of five women in purple patterned shirts and hats. Below the photo are two buttons: 'JOIN TEAM' (white with black border) and 'DONATE' (dark blue with white text). Below the buttons, it shows '\$0 Raised' and '\$300' with a progress bar. The main content area has a header with 'Team Page', a profile picture, and the name 'Captain'. To the right are social media share icons for Facebook, Twitter, and Email. The team name 'TEST TEAM' is prominently displayed, followed by the description: 'Help us raise important funds and necessary awareness for those affected by brain injury!'. Below this are two tabs: 'LEADERS' (active) and 'MEMBERS 0'. Under the 'LEADERS' tab, there are four categories: 'MOST RAISED' (with a hand holding a coin icon), 'MOST DONORS' (with a hand holding a coin icon), 'WEEKLY WINNER' (with a coin icon), and 'MOST ACTIVITY' (with a speech bubble icon). Each category has a placeholder text: 'Teammate with the most money raised', 'Teammate with the most donors', 'Teammate with the most money raised this week', and 'Teammate with the most wall activity'.